


School Place Planning for Essex

An update on plans for
mainstream and SEND school
provision in mid Essex.

June 2023



Introduction

- Over the past ten years ECC has invested in over a hundred new schools and school expansion.
- We've also embarked on a programme to replace unsuitable temporary accommodation with modern high-quality permanent buildings.
- We continue to look to the future, and the need to invest to make sure everyone can access an appropriate school place.
- At the same time we also try to maximise the impact of our investment to achieve as many positive outcomes as possible, for example net-zero carbon or supporting active travel.



Agenda

1 Statutory Obligations

2 Housing Growth

3 Mainstream Forecasts and Plans

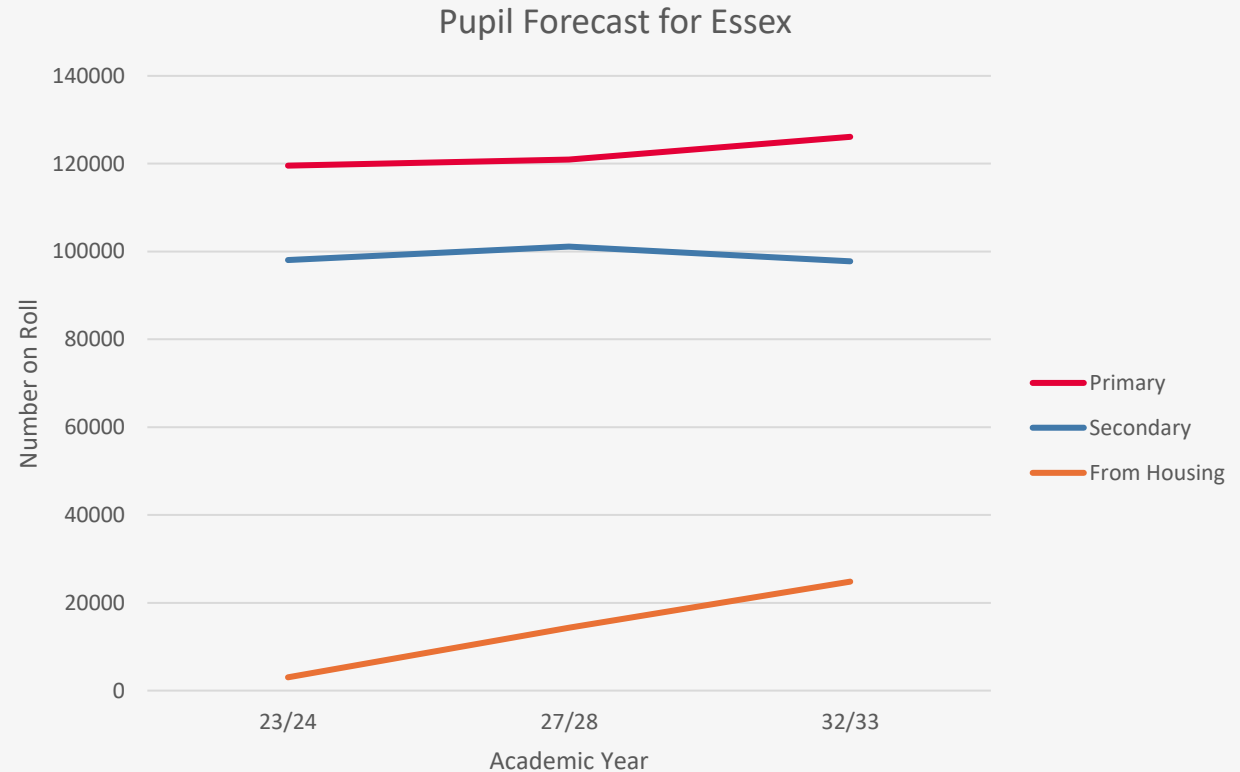
4 SEND Strategy

5 SEND Provision and Plans

6 Q&A

Statutory Obligation

- (1) A local authority shall secure that sufficient schools for providing... primary education, and... secondary education... are available for their area.**
 - (2) The schools available for an area shall not be regarded as sufficient... unless they are sufficient in number, character and equipment to provide for all pupils the opportunity of appropriate education.**
- New forecasts for mainstream school places are produced each year, updated with the latest information. This dynamic process ensures we base our capital investment decisions on the best information possible.
 - SEND demand and capacity is reviewed regularly as part of the SEND strategy.
 - As you can see, new housing is a driver of growth in demand for school places in the county.



Housing Growth

Local Plans:

- Complete scenario tests
- Identify areas where growth can be accommodated
- Scope out potential solutions
- Consultation responses, including wider impacts on schools e.g. to promote active travel

Planning Applications:

- Pre ap advice regarding impact on local schools
- Developer contributions
- Suitability of land for education use
- Master planning the environment around new schools

Forecasting:

- DfE 'SCAP' guidance determines sites that can be included
- Based on each district's housing trajectory data & subsequent permissions
- Pupil yield formula: 30 Primary and 20 Secondary pupils per 100 houses (half for flats)

Housing Growth

Braintree:

Objectively Assessed Need = 716 new homes per year

Sites with 500 homes or more included in forecasts:

Site	Homes	Provision
Land east of Great Notley	1750	Land allocated for potential education use
Land south of Maltings Lane, Witham (Gershwin Park)	1062	Chipping Hill Primary relocated & expanded
Straits Mill, Broad Road, Braintree	980	s106 includes education land
Land west of Panfield Lane, Braintree	825	Pipeline new primary 2028/29
Land south of Feering/west of A12	755	Land allocated / expansion of Feering Primary
Lodge Farm, Witham	750	Pipeline new primary 2026/27
Towerlands Park, Braintree	575	Financial contribution to new primary

Housing Growth

Chelmsford:

Objectively Assessed Need = 805 new homes per year

Sites with 500 homes or more included in forecasts:

Site	Homes	Provision
Greater Beaulieu Park	3600	New all-through school
North East Chelmsford (Chelmsford Garden Community)	3000	New schools
North of South Woodham Ferrers	1000	Land allocated for potential education use
West Chelmsford	800	Land allocated for potential education use
Land at Moulsham Hall, Great Leighs	750	Land allocated for potential education use
Belsteads Farm Lane, Broomfield (Channels)	748	Financial contribution to new schools
Former Runwell Hospital	589	St Luke's Park Primary

N.B. 3,000 homes in Garden Community refers to original allocation in Local Plan Period

Housing Growth

Maldon:

Objectively Assessed Need = 310 new homes per year

Sites with 500 homes or more included in forecasts:

Site	Homes	Provision
Land at Broad Street Green Rd, Maypole Rd & Langford Rd, Heybridge	1138	Pipeline new primary 2032/33
South of Maldon (Limebrook Way)	1000	New Primary 2024/25

Mainstream Forecasts and Plans

- Planning Groups
- Year of Entry
- Overall Capacity
- Distance to travel
- Strength of the school
- New housing
- Viability



Braintree

1. Witham / Rivenhall

Year	23/24	24/25	25/26	26/27	27/28	28/29	29/30	30/31	31/32	32/33
+/-	51	36	18	12	10	11	10	10	10	10
Acorn Academy, Chipping Hill Primary, Elm Hall Primary, Holy Family Catholic Primary, Howbridge CofE Junior, Howbridge Infant, Powers Hall Academy, Rivenhall CofE Primary, Templars Academy										

Year	NOR
23/24	2,391
24/25	2,463
25/26	2,527
26/27	2,568
27/28	2,584

An education site to accommodate a new primary school has been secured on the Lodge Farm development through a S106 agreement. The DfE have approved a Free School “in principle” to open in September 2026. The school will open, initially, as 1 form entry increasing to 2 form entry when demand increases.

Braintree

2. Kelvedon / Feering

Year	23/24	24/25	25/26	26/27	27/28	28/29	29/30	30/31	31/32	32/33
+/-	23	26	7	-3	-9	-12	-16	-20	-24	-28
Feering CE Primary, Kelvedon St Mary's CE Primary Academy, St Peter's CE Primary										

Year	NOR
23/24	876
24/25	868
25/26	926
26/27	972
27/28	1,008

Viability work has been undertaken at St Peter's CE Coggeshall for a 0.5fe expansion from 2025 and a s106 agreement signed to fully fund the scheme.

A small expansion at Feering Primary is also possible (35 places)

Braintree's emerging Local Plan includes a potential new school site on the largest planned housing development, which may be required if Feering CE Primary cannot be expanded further..

Braintree

3. Halstead / Gosfield

Year	23/24	24/25	25/26	26/27	27/28	28/29	29/30	30/31	31/32	32/33
+/-	-12	15	-1	-2	-2	-1	-2	-2	-2	-2
Gosfield Primary, Holy Trinity CE Primary, Richard de Clare Primary, St Andrew's CE Primary										

Year	NOR
23/24	955
24/25	942
25/26	965
26/27	995
27/28	998

Demand for places within this group will be closely monitored to ensure sufficient capacity in the area.

Viability work is currently being undertaken to determine expansion options.

Braintree

4. Hedingham

Year	23/24	24/25	25/26	26/27	27/28	28/29	29/30	30/31	31/32	32/33
+/-	-4	16	3	3	3	4	3	3	3	4
de Vere Primary, St Giles CE Primary, St Peter's CE Primary										

Year	NOR
23/24	515
24/25	506
25/26	520
26/27	515
27/28	513

Generally, there is a suitable balance between places and demand in this group.

Braintree

5. Finchingfield / Bardfield / Wethersfield

Year	23/24	24/25	25/26	26/27	27/28	28/29	29/30	30/31	31/32	32/33
+/-	9	8	7	7	7	8	8	8	8	8
Finchingfield CE Primary, Great Bardfield Primary, Wethersfield CE Primary										

Year	NOR
23/24	242
24/25	251
25/26	265
26/27	258
27/28	257

Generally, there is a suitable balance between places and demand in this group.

A project to replace old and unsuitable temporary classbases with a new permanent build has recently been completed at Great Bardfield.

Braintree

6. Braintree Town & Surrounds

Year	23/24	24/25	25/26	26/27	27/28	28/29	29/30	30/31	31/32	32/33
+/-	100	104	52	32	13	-1	-19	-36	-52	-65
Beckers Green Primary, Bocking Church Street Primary, Great Bradfords Infant, Great Bradfords Junior, John Bunyan Primary, John Ray Infant , John Ray Junior, Lyons Hall Primary, Notley Green Primary, Rayne Primary, Shalford Primary, St Francis Catholic Primary, St Michael's CE Primary, Stisted CE Primary, White Court Primary, White Notley CE Primary										

Year	NOR
23/24	4,957
24/25	5,014
25/26	5,115
26/27	5,193
27/28	5,255

The current high level of surplus places is forecast to reduce due to significant new housing in the area. ECC has secured, through s106 agreements, new school site options within the town. These provide for the medium to long term demand for school places that is envisaged.

Braintree

7. Earls Colne / Colne Engaine

Year	23/24	24/25	25/26	26/27	27/28	28/29	29/30	30/31	31/32	32/33
+/-	10	15	7	7	7	8	8	8	8	8
Colne Engaine CE Primary, Earls Colne Primary										

Year	NOR
23/24	542
24/25	535
25/26	530
26/27	517
27/28	501

Generally, there is a suitable balance between places and demand in this group.

Braintree

8. Braintree Rural North

Year	23/24	24/25	25/26	26/27	27/28	28/29	29/30	30/31	31/32	32/33
+/-	26	49	34	35	35	35	35	35	35	35
Belchamp St Paul's CE Primary, Bulmer St Andrew's CE Primary, Ridgewell CE Primary, St Andrew's CE Primary, St John The Baptist CE Primary, St Margaret's CE Primary, Stanley Drapkin Primary										

Year	NOR
23/24	678
24/25	654
25/26	650
26/27	649
27/28	630

This group is made up of rural schools, generally with capacity to accommodate fluctuations in local demand. Overall, there is expected to be a significant number of surplus places within the group throughout the 10 year plan period.

Braintree

9. Cressing / Silver End

Year	23/24	24/25	25/26	26/27	27/28	28/29	29/30	30/31	31/32	32/33
+/-	3	0	-5	-7	-7	-7	-7	-7	-7	-9
Cressing Primary, Silver End Primary										

Year	NOR
23/24	595
24/25	624
25/26	647
26/27	673
27/28	679

Viability work has now been completed for a 0.5fe expansion of Cressing Primary for September 2025 using land secured through S106 agreement, adjacent to the school.

Braintree

10. Hatfield Peverel/Terling

Year	23/24	24/25	25/26	26/27	27/28	28/29	29/30	30/31	31/32	32/33
+/-	12	8	4	3	2	2	2	2	2	2
Hatfield Peverel Infant, Hatfield Peverel St Andrew's Junior, Terling CE Primary										

Year	NOR
23/24	537
24/25	557
25/26	566
26/27	562
27/28	547

Demand in this group will be closely monitored. The planned new school in Braintree Planning Group 1 (Lodge Farm) will provide extra capacity in the wider area from 2025.

Braintree

1. Braintree

Year	23/24	24/25	25/26	26/27	27/28	28/29	29/30	30/31	31/32	32/33
+/-	54	41	29	20	-21	-11	-24	-21	-8	-54
Alec Hunter Academy, Notley High School, Tabor Academy										

Year	NOR
23/24	3,445
24/25	3,561
25/26	3,641
26/27	3,646
27/28	3,727

Alec Hunter Academy will increase its PAN by ½ form entry in 27/28, within existing accommodation.

Braintree

2. Witham

Year	23/24	24/25	25/26	26/27	27/28	28/29	29/30	30/31	31/32	32/33
+/-	23	26	11	13	-10	-35	-49	4	-5	-26
Maltings Academy, New Rickstones Academy										

Year	NOR
23/24	2,120
24/25	2,196
25/26	2,258
26/27	2,289
27/28	2,285

Maltings Academy – a 2 form entry expansion is planned for 27/28.

Braintree

3. Halstead / Hedingham / Coggeshall

Year	23/24	24/25	25/26	26/27	27/28	28/29	29/30	30/31	31/32	32/33
+/-	54	43	104	93	51	61	83	57	118	74
Hedingham School, Honeywood Community Science School, The Ramsey Academy										

Year	NOR
23/24	2,786
24/25	2,788
25/26	2,766
26/27	2,714
27/28	2,691

No expansion projects currently in pipeline.

Braintree – Great Bardfield Primary School



Braintree – New Rickstones Academy (Witham)



Chelmsford

1. Broomfield / Chelmsford Rural North

Year	23/24	24/25	25/26	26/27	27/28	28/29	29/30	30/31	31/32	32/33
+/-	11	15	-1	-10	-24	-39	-54	-70	-85	-101
Ford End CE Primary, Great Leighs Primary, Great Waltham CE Primary, Little Waltham CE Primary, Broomfield Primary										

Year	NOR
23/24	1,037
24/25	1,083
25/26	1,160
26/27	1,195
27/28	1,268

An education site to accommodate a new primary school is included in Chelmsford's Local Plan, as part of a housing allocation in the Great Leighs area. This forecast also includes housing from the initial phase of the North East Chelmsford Garden Community, which will deliver new schools to meet longer term demand.

Chelmsford

2. Rettendon / West Hanningfield

Year	23/24	24/25	25/26	26/27	27/28	28/29	29/30	30/31	31/32	32/33
+/-	22	31	25	21	20	20	20	20	20	20
Rettendon Primary, St Peter's CE Primary, St Luke's Primary School										

Year	NOR
23/24	278
24/25	285
25/26	284
26/27	310
27/28	312

No expansion projects currently in pipeline.

Chelmsford

3. Springfield

Year	23/24	24/25	25/26	26/27	27/28	28/29	29/30	30/31	31/32	32/33
+/-	31	53	23	20	13	5	-4	-12	-20	-26
Barnes Farm Infant, Barnes Farm Junior, Beaulieu Park School, The Bishops CE & Catholic Primary, Chancellor Park Primary, Perryfields Infant, Perryfields Junior, Springfield Primary, Tyrrells Primary										

Year	NOR
23/24	3,002
24/25	2,973
25/26	2,957
26/27	2,895
27/28	2,900

Expansion of Beaulieu Park School from September 2024.

Chelmsford

4. Baddow / Galleywood

Year	23/24	24/25	25/26	26/27	27/28	28/29	29/30	30/31	31/32	32/33
+/-	60	64	31	27	24	22	21	20	19	19
Baddow Hall Infant, Baddow Hall Junior, Beehive Lane Primary, Galleywood Infant, Larkrise Primary, Mildmay Primary and Nursery, St Michael's CE Junior										

Year	NOR
23/24	1,803
24/25	1,775
25/26	1,760
26/27	1,740
27/28	1,717

No expansion projects currently in pipeline.

Chelmsford

5. Melbourne

Year	23/24	24/25	25/26	26/27	27/28	28/29	29/30	30/31	31/32	32/33
+/-	46	38	29	24	20	15	10	6	5	5
Lawford Mead Primary, Newlands Spring Primary, Parkwood Primary, St Pius X Catholic Primary										

Year	NOR
23/24	1,196
24/25	1,171
25/26	1,168
26/27	1,170
27/28	1,166

No expansion projects currently in pipeline.

ECC has secured a site for a new primary school as part of the West of Chelmsford housing development. Delivery of a new school will be dependent on the rate of delivery of new housing and forecasts will be monitored closely.

Chelmsford

6. Danbury / Bicknacre / East Hanningfield

Year	23/24	24/25	25/26	26/27	27/28	28/29	29/30	30/31	31/32	32/33
+/-	20	47	29	28	27	26	26	25	24	22
Danbury Park Primary, East Hanningfield CE Primary, Priory Primary, St John's CE Primary										

Year	NOR
23/24	735
24/25	699
25/26	678
26/27	658
27/28	634

No expansion projects currently in pipeline.

Chelmsford

7. South Woodham

Year	23/24	24/25	25/26	26/27	27/28	28/29	29/30	30/31	31/32	32/33
+/-	50	52	32	23	21	19	16	14	12	10
Collingwood Primary, Elmwood Primary, St Joseph's Catholic Primary, St Mary's CE Primary, Trinity St Mary's CE Primary, Woodville Primary										

Year	NOR
23/24	1,456
24/25	1,460
25/26	1,479
26/27	1,514
27/28	1,528

No expansion projects currently in pipeline.

Chelmsford

8. Writtle / Roxwell / Highwood

Year	23/24	24/25	25/26	26/27	27/28	28/29	29/30	30/31	31/32	32/33
+/-	16	18	15	14	14	14	13	13	13	13
Highwood Primary, Roxwell Primary, Writtle Infant, Writtle Junior										

Year	NOR
23/24	538
24/25	531
25/26	518
26/27	511
27/28	501

No expansion projects currently in pipeline.

Chelmsford

9. Margaretting / Stock

Year	23/24	24/25	25/26	26/27	27/28	28/29	29/30	30/31	31/32	32/33
+/-	8	3	5	4	4	4	4	4	4	4
Margaretting CE Primary, Stock CE Primary										

Year	NOR
23/24	279
24/25	290
25/26	287
26/27	279
27/28	271

No expansion projects currently in pipeline.

Chelmsford

10. Chelmsford Central

Year	23/24	24/25	25/26	26/27	27/28	28/29	29/30	30/31	31/32	32/33
+/-	56	58	23	14	5	-1	-6	-11	-13	-15
Kings Road Primary, Maltese Road Primary, Meadgate Primary, Moulsham Infant, Moulsham Junior, Oaklands Infant, Our Lady Immaculate Catholic Primary, The Cathedral CE Primary, Trinity Road Primary, Westlands Primary										

Year	NOR
23/24	3,347
24/25	3,306
25/26	3,298
26/27	3,309
27/28	3,327

Trinity Road Primary School – ½ form entry expansion in 24/25.

Chelmsford

11. Boreham (not grouped)

Year	23/24	24/25	25/26	26/27	27/28	28/29	29/30	30/31	31/32	32/33
+/-	-1	2	3	3	3	3	3	3	3	2
Boreham Primary										

Year	NOR
23/24	217
24/25	213
25/26	212
26/27	206
27/28	202

No expansion projects currently in pipeline.

Chelmsford

12. Downham (not grouped)

Year	23/24	24/25	25/26	26/27	27/28	28/29	29/30	30/31	31/32	32/33
+/-	2	1	2	2	2	2	2	1	1	1
Downham Primary										

Year	NOR
23/24	213
24/25	210
25/26	209
26/27	204
27/28	200

No expansion projects currently in pipeline.

Chelmsford

1. Chelmsford

Year	23/24	24/25	25/26	26/27	27/28	28/29	29/30	30/31	31/32	32/33
+/-	33	46	80	42	31	101	82	238	327	173
The Boswells School, Beaulieu Park School, Chelmer Valley High School, Chelmsford County High, Great Baddow High School, Hylands School, King Edward VI, Moulsham High School, The Sandon School, St John Payne Catholic School										

Year	NOR
23/24	12,283
24/25	12,431
25/26	12,540
26/27	12,564
27/28	12,585

Beaulieu Park School was built with additional capacity to enable it to expand when required, as the Beaulieu housing development grows and local demand increases.

Chelmsford

2. Woodham / Burnham (Chelmsford and Maldon)

Year	23/24	24/25	25/26	26/27	27/28	28/29	29/30	30/31	31/32	32/33
+/-	-65	-45	-57	-40	-33	-43	-56	-6	21	-20
William De Ferrers School, Ormiston Rivers Academy										

Year	NOR
23/24	2,530
24/25	2,588
25/26	2,653
26/27	2,652
27/28	2,656

Ormiston Rivers – 1 form entry expansion in 23/24.

William De Ferrers – Increasing PAN within existing accommodation in 23/24.

Chelmsford – Broomfield Primary School



Chelmsford – The Beaulieu Park School



Maldon

1. Tollesbury / Tollshunt D'Arcy

Year	23/24	24/25	25/26	26/27	27/28	28/29	29/30	30/31	31/32	32/33
+/-	10	13	6	6	5	5	5	5	5	4
Tollesbury Primary, Tollshunt D'Arcy St Nicholas CE Primary										

Year	NOR
23/24	305
24/25	289
25/26	280
26/27	278
27/28	283

No expansion projects currently in pipeline.

Maldon

2. Maldon / Heybridge

Year	23/24	24/25	25/26	26/27	27/28	28/29	29/30	30/31	31/32	32/33
+/-	13	18	-3	-15	-29	-33	-39	-45	-48	-51
All Saints CE Primary, Great Totham Primary, Heybridge Primary, Maldon Primary, St Francis Catholic Primary, Wentworth Primary, Woodham Walter CE Primary										

Year	NOR
23/24	2,150
24/25	2,161
25/26	2,208
26/27	2,275
27/28	2,322

Limebrook Way – a new 2 form entry primary school (with a PAN of 30) will open in 24/25.

Heybridge – a new 2 form entry primary school (with a PAN of 30) will open in 32/33.

Maldon

3. Burnham / Southminster

Year	23/24	24/25	25/26	26/27	27/28	28/29	29/30	30/31	31/32	32/33
+/-	14	16	6	5	2	3	2	2	1	1
Burnham-on-Crouch Primary, Southminster CE Primary, St Mary's CE Primary										

Year	NOR
23/24	947
24/25	952
25/26	956
26/27	954
27/28	941

No expansion projects currently in pipeline.

Maldon

4. Maylandsea / Purleigh / Latchingdon / Cold Norton

Year	23/24	24/25	25/26	26/27	27/28	28/29	29/30	30/31	31/32	32/33
+/-	-3	22	5	4	2	3	2	2	2	1
Cold Norton Primary, Latchingdon CE Primary, Maylandsea Primary, Purleigh Primary										

Year	NOR
23/24	747
24/25	728
25/26	720
26/27	709
27/28	711

No expansion projects currently in pipeline, but demand for places within this group will be closely monitored to ensure sufficient capacity in the area.

Maldon

5. Bradwell / Tillingham

Year	23/24	24/25	25/26	26/27	27/28	28/29	29/30	30/31	31/32	32/33
+/-	25	27	22	21	21	21	21	21	21	20
St Cedd's CE Primary, St Nicholas CE Primary										

Year	NOR
23/24	253
24/25	234
25/26	223
26/27	218
27/28	214

No expansion projects currently in pipeline.

Maldon

1. Maldon (not grouped)

Year	23/24	24/25	25/26	26/27	27/28	28/29	29/30	30/31	31/32	32/33
+/-	-13	-15	-17	6	-41	-34	-25	-24	2	-23
The Plume School										

Year	NOR
23/24	1,777
24/25	1,801
25/26	1,817
26/27	1,814
27/28	1,852

The Plume School – a 2 form entry expansion is planned for 2025.

Maldon – Ormiston Rivers Academy



Maldon – new primary school at Limebrook Way



SEND sufficiency: our statutory duties

The local authority duty to secure sufficient school places applies to all children, including those with SEND. For children and young people with SEND, additional or specialist provision may be needed to support education and successful progression.



SEND Strategy – Our challenges

- Continued and significant increases in the number of new Education Health Care Plans issued in Essex;
- The profile of SEND in Essex has changed considerably over the last ten years;
- ASC as a primary need has grown year on year;
- Reliance on the independent special school sector;
- Pressures on all of our special schools with regard to numbers and admissions;
- Budget pressures across individual school budgets;

- A growth in the overall school population with new housing continuing at pace across the County;
- Rising levels of permanent exclusions;
- Recruitment and retention;
- Parental confidence in our health, social care and education services' offer;
- A sharp rise in the number of SEND tribunal cases;
- An under-developed post-16 and 19-25 offer across the local area.

Braintree

There are three special schools in Braintree:

Chatten– provision for children and young people aged 3-18 years old with autism and severe learning difficulties (opened as a new special free school in 2021 and will be grow to its full capacity in September 2023);

Edith Borthwick – provision for children and young people aged 3-18 years old with severe learning difficulties;

Southview – provision for children and young people aged 3-18 with profound and multiple learning difficulties (recently expanded with a new standalone post-16 block and new residential provision).

	2015	2016	2017	2018	2019	2020	2021	2022
Chatten Free School								26
Edith Borthwick	196	223	234	235	234	236	246	244
Southview	71	73	73	75	70	75	78	72

Chelmsford

There are three special schools in Chelmsford:

Columbus– provision for children and young people aged 3-18 years old with severe learning difficulties;

Hawthorns– provision for children and young people aged 7-16 years old with autism and moderate learning difficulties (opened as a new special free school in January 2023 with a new school building in development);

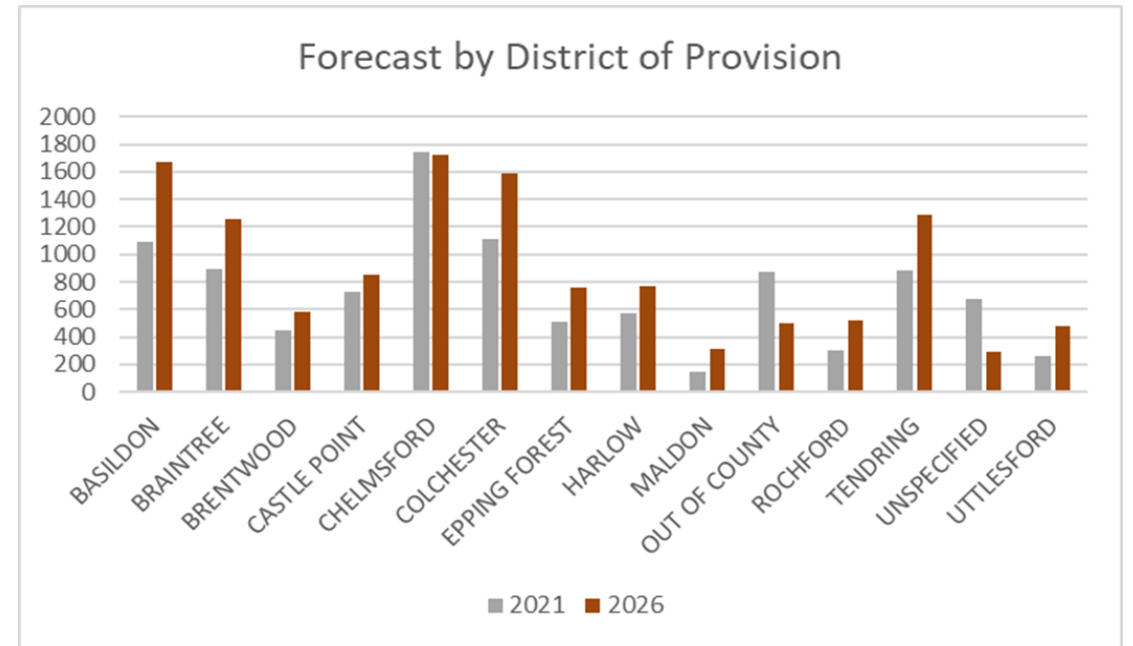
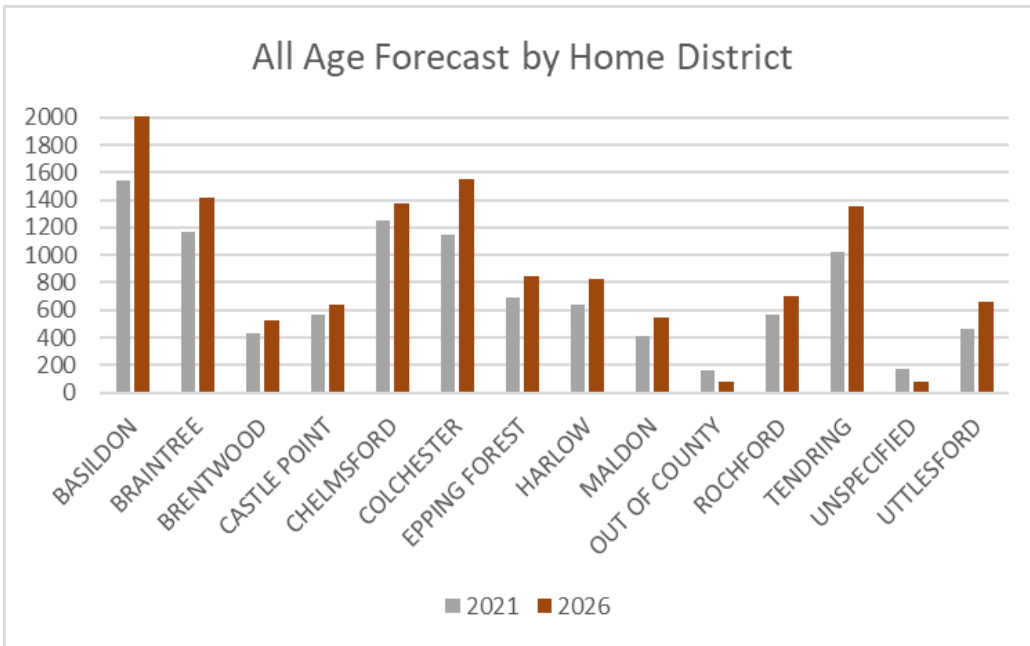
Thriftwood – provision for children and young people aged 3-18 with moderate learning difficulties.

	2015	2016	2017	2018	2019	2020	2021	2022
Columbus	230	235	229	233	243	258	261	265
Thriftwood	193	213	222	220	227	233	253	257

District forecasts

Predicting the number of places needed in the right locations, to meet the particular needs of Essex send children.

There are currently no special schools in Maldon. We are working with parents in the Dengie to explore the development of new provision. An application to establish a new free school in South Woodham Ferrers was unsuccessful.



	Current Pupil Population (school data)	Assessment Classroom Capacity (median)	Comparison		Current Pupil Population (school data)	Assessment Building Capacity (mean of teaching area, classroom capacity, net area & gross area)	Comparison		Average of Classroom & Building Assessments
Harlow Fields	160	105	+ 55	152%	160	121	+ 39	132%	142%
Southview	78	52	+ 26	150%	78	56	+ 22	139%	145%
Shorefields	146	103	+ 43	142%	146	138	+ 8	106%	124%
Thriftwood College	129	96	+ 33	134%	129	111	+ 18	116%	125%
Kingswode Hoe	151	114	+ 37	132%	151	93	+ 58	162%	147%
Castledon	221	182	+ 39	121%	221	130	+ 91	170%	146%
Oak View	131	109	+ 22	120%	131	113	+ 18	116%	118%
Lexden Springs	223	190	+ 33	117%	223	208	+ 15	107%	112%
Endeavour	123	106	+ 17	116%	123	72	+ 51	171%	143%
Columbus School	151	136	+ 15	111%	151	155	- 4	97%	104%
Edith Borthwick	246	228	+ 18	108%	246	225	+ 21	109%	109%
Cedar Hall	164	156	+ 8	105%	164	112	+ 52	146%	126%
Langham Oaks	64	61	+ 3	105%	64	72	- 7	89%	97%
Pioneer	156	149	+ 7	105%	156	172	- 16	91%	98%
Market Fields	299	288	+ 11	104%	299	239	+ 60	125%	114%
Columbus College	108	105	+ 3	103%	108	141	- 33	77%	90%
Thriftwood School	124	122	+ 2	102%	124	88	+ 36	141%	121%
Glenwood	223	222	+ 1	100%	223	262	- 39	85%	93%
Wells Park	55	62	- 7	89%	55	82	- 27	67%	78%
Grove House	105	122	- 17	86%	105	122	- 17	86%	86%
Ramsden Hall	95	120	- 25	79%	95	106	- 11	90%	84%
TOTAL	3152	2828	+ 324	111%	3152	2818	+ 334	112%	

SEND sufficiency plan – draft for consultation summer 2023

The sufficiency plan will need to address how we can do more (appropriate provision for children and young people with SEND) with less (big capital programmes will be very difficult in the current economic climate).

- Mainstream and specialist provision investment;
- SLD provision in mainstream and special school expansion;
- New provision needed and making best use of existing provision;
- Impact of physical environments;
- Facilities in mainstream schools;
- Special schools within converted buildings;
- Enhanced provisions/ units/ AP;
- Capacity – what does ‘full’ look like;
- Free school applications;
- Developer contributions and maximising external funding;
- Shared sites;
- Reclassification of special schools – do we still ‘need’ MLD provision?

Southview School

